



Riverside County
Board of Education

Kim J. Cousins

Ray "Coach" Curtis

Bruce N. Dennis

Barbara Hale

Susan J. Rainey, Ed.D.

Elizabeth F. Romero

Wendel W. Tucker, Ph.D.

DATE: September 13, 2019

TO: Mr. Elliott Duchon, District Superintendent
Mr. Robert Garcia, Board President
Mrs. Paula Ford, Assistant Superintendent, Business Services
Mr. Dave Doubravsky, Assistant Superintendent, Education Services
Jurupa Unified School District

FROM: Judy D. White, Ed.D., Riverside County Superintendent of Schools

BY: Tina Daigneault *TD* Chief Business Official (951) 826-6790
Cynthia Glover Woods *CW* Chief Academic Officer (951) 826-6648

SUBJECT: 2019-20 LCAP and ADOPTED BUDGET – APPROVAL

The County Superintendent of Schools is required to review and approve the district's Local Control and Accountability Plan or the annual update to an existing Local Control and Accountability Plan prior to the approval of the district's Adopted Budget [Education Code Section 42127(d)(2)].

Adopted Local Control and Accountability Plan

In accordance with California Education Code (EC) Section 52070, our office has completed its review of the district's 2019-20 Local Control and Accountability Plan (LCAP) to determine whether it adheres to the guidelines adopted by the State Board of Education (SBE).

The district's adopted LCAP has been analyzed to determine whether:

- The plan adheres to the template adopted by the State Board of Education;
- The budget includes sufficient expenditures to implement the actions and strategies included in the plan, based on the projected costs included in the plan; and
- The plan adheres to the expenditure requirements for funds apportioned on the basis of the number and concentration of unduplicated pupils.

The district's adopted LCAP has been analyzed in the context of the guidance provided by the California County Superintendents Educational Services Association (CCSESA) and the California Department of Education (CDE). Based on our analysis, the district's Local Control and Accountability Plan for the 2019-20 fiscal year has been approved by the Riverside County Superintendent of Schools. Our goal is to further enhance the performance of students by providing feedback and inquiry questions that will support your refinement of the 2019-20 Local Control and Accountability Plan to close the achievement gap in metrics that impact student preparedness for college and career.

Student Achievement

The purpose of the LCAP is to ensure that all students graduate from high school with the skills needed to be successful in both college and career. Riverside County Office of Education conducted a review of research on K-12 college readiness indicators to identify those that would align with the LCAP purpose and have greatest impact. As a result of this research, we recommend that LEAs closely monitor the metrics listed in the data table below for all student groups.

Jurupa Unified School District											
Indicator	District	African American	American Indian or Alaska Native	Hispanic or Latino	White	Two or more Races	Socioeconomically Disadvantaged	English Learners	Students with Disabilities	Foster Youth	Homeless Youth
Dashboard: Academic Indicator for English Language Arts	Orange	Yellow	*	Orange	Yellow	Green	Orange	Orange	Red	Orange	Red
Dashboard: Academic Indicator for Mathematics	Orange	Yellow	*	Orange	Orange	Orange	Orange	Orange	Red	Orange	Red
Dashboard: Chronic Absenteeism	Yellow	Yellow	*	Yellow	Green	Orange	Yellow	Orange	Orange	Yellow	Red
Dashboard: High School Cohort Graduation	Green	*	*	Green	Green	*	Green	Orange	Red	Red	Green
Dashboard: Suspension	Yellow	Red	Orange	Yellow	Orange	Red	Yellow	Yellow	Red	Orange	Orange
Dashboard: Prepared for College and Career	Yellow	*	*	Yellow	Orange	*	Yellow	Red	Red	Red	Yellow
Cohort A-G Completion Rate	38.3%	28.6%	*	38.0%	37.2%	*	36.1%	16.4%	5.3%	11.1%	26.5%
English Learner Reclassification Rate	N/A	N/A	N/A	N/A	N/A	N/A	N/A	8.5%	N/A	N/A	N/A
Cohort High School Dropout Rate	4.8%	0.0%	*	4.9%	4.2%	*	5.1%	9.7%	10.0%	19.2%	10.9%
Expulsion Rate	0.22%	0.51%	0.00%	0.23%	0.11%	0.00%	0.25%	0.22%	0.46%	1.27%	0.00%
* – To protect student privacy, data are suppressed when student population (cohort students) is 10 or less.											

To access additional data information, please go to <https://www.caschooldashboard.org/>.

We offer the following commendations and inquiry questions to consider for the implementation of the 2019-20 Local Control and Accountability Plan and the refinement of the plan in future years.

Student Success in English Language Arts and Mathematics

The district is to be commended for increasing the California Assessment of Student Performance and Progress (CAASPP) proficiency for the African American student group in both English language arts and mathematics. Furthermore, the district's continued, systematic delivery of professional development, including building capacity through increased use of impact teams and personalized learning opportunities, is to be commended. Additionally, the district provides parent engagement activities related to increasing mathematics awareness.

Additional dialogue related to the questions below may support the achievement of the expected annual measurable outcomes and goals aligned to student achievement in English language arts and mathematics:

- What might a root cause analysis of the decrease of CAASPP proficiency for Students with Disabilities student group and unduplicated pupils look like?
- How might the district replicate the increased CAASPP performance of the African American student group reflected in English language arts and mathematics academic indicators for all student groups?
- How might the district measure the impact of specific professional development initiatives on student success?
- How might targeted data on arts integration inform impact on student motivation and academic success?

Course Access and Student Enrollment in Rigorous Coursework and Career Technical Education (CTE) Pathways

The district is to be commended for an increased focus on college and career preparation for Homeless Youth, Foster Youth, and Students with Disabilities student groups including a dual enrollment CTE pathway at Jurupa Valley High School.

Additional dialogue related to the questions below may support the achievement of the expected annual measurable outcomes and goals aligned to course access and student enrollment in rigorous coursework and CTE pathways:

- How might systems ensure that Foster Youth, English Learners, Students with Disabilities, and Homeless Youth student groups have equitable access to expanded CTE pathways and Advanced Placement course offerings?
- How might the district plan for effective student and staff support to increase CTE pathway completion for Foster Youth, English Learners, Students with Disabilities, and Homeless Youth student groups?

Pupil Engagement and School Climate

The district is to be commended for their focus on alternatives to suspension and expulsion through the implementation of Student Youth Court and the use of Restorative Practices. Further commendations are warranted for meeting goals in relation to pupils', parents', and teachers' sense of school connectedness with regard to a welcoming environment, satisfaction with instruction, positive learning environment, and collaborative culture at school.

Additional dialogue related to the questions below may support the achievement of the expected annual measurable outcomes and goals aligned to pupil engagement and school climate:

- How might the district ensure equitable behavior outcomes for Students with Disabilities and African American student groups with the implementation of Multi-Tiered System of Supports (MTSS) behavioral interventions and supports?
- How might the district identify causes for the increase in the suspension rate for identified groups, develop systematic solutions to mitigate the problem, and evaluate the effectiveness of the implemented solutions?
- What might it look like if there were additional opportunities for parents to be involved at school sites and to participate in district decision making?
- How might continuous progress monitoring of goal attainment, specific to chronic absenteeism, contribute to the effectiveness of the district's chosen solutions?

Monitoring Progress

It is recommended that the district utilize a process that continually assesses the progress of each planned action and its effectiveness in achieving the expected annual measurable outcomes related to each goal specified in the Local Control and Accountability Plan (LCAP). Identifying leading indicators for progress on goals and developing a system to monitor those indicators throughout the year is encouraged. The information received from progress monitoring can support communication with stakeholders and provide information the district will need to clearly articulate, in the *Annual Update* section of the plan, the effectiveness of the planned actions/services.

To access resources and tools that will support future LCAP development, please go to <http://www.rcoe.us/educational-services/assessment-accountability-continuous-improvement/lcap-support/>.

Adopted Budget

In accordance with California Education Code (EC) Section 42127, our office has completed its review of the district's 2019-20 Adopted Budget to determine whether it complies with the criteria and standards adopted by the SBE and whether it allows the district to meet its financial obligations for the 2019-20 fiscal year, as well as satisfy its multi-year financial commitments.

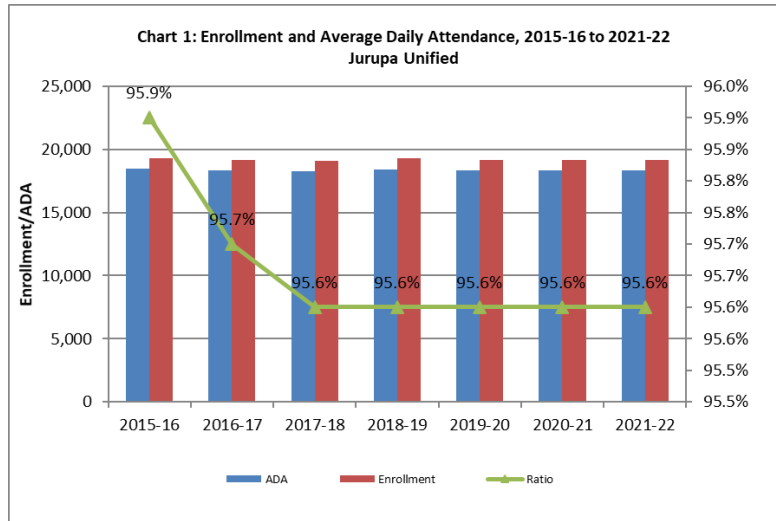
Based on our analysis of the information submitted, we approve the district's budget, but note the following concerns:

- *Operating Deficits* – Multi-year financial projections indicate unrestricted General Fund operating deficits for the two subsequent fiscal years.
- *Declining Enrollment* – The district's projections indicate declining enrollment for the current year and flat enrollment for the two subsequent fiscal years.

Assumptions and Other Considerations

The district's Adopted Budget was developed prior to adoption of the 2019-20 Adopted State Budget. Actual state budget data should be reviewed and incorporated into the district operating budget and multi-year projections during the First Interim Reporting process.

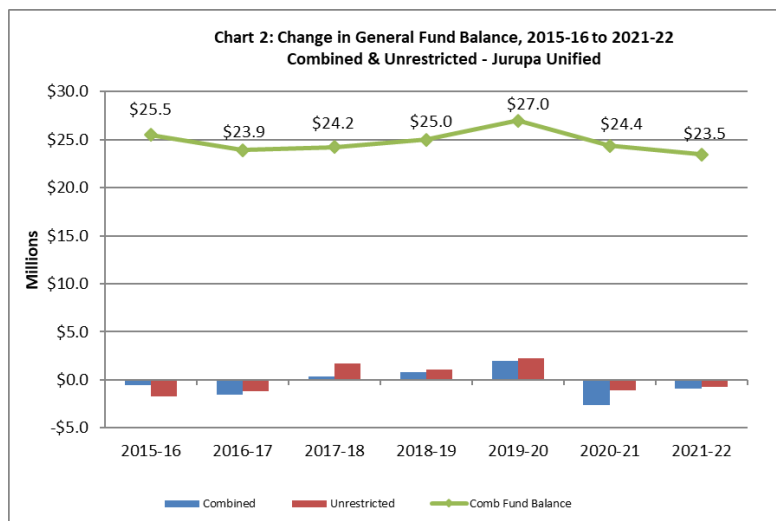
Enrollment and Average Daily Attendance (ADA) – The district's projected ADA to enrollment ratio (capture rate) for 2019-20 is 95.6 percent, which is within the historical average ratio for the three prior fiscal years. The district estimates 18,304 ADA for the current fiscal year, or a 0.6 percent decrease from the 2018-19 P-2 ADA. For 2020-21 and 2021-22, the district projects the ADA to remain flat.



Unduplicated Pupil Percentage – The district reports an unduplicated pupil percentage of 78.61 percent for 2019-20, 77.94 percent for 2020-21, and 78.10 percent for 2021-22. The district’s unduplicated pupil percentage included in the 2018-19 P-2 certification by the California Department of Education was 79.19 percent.

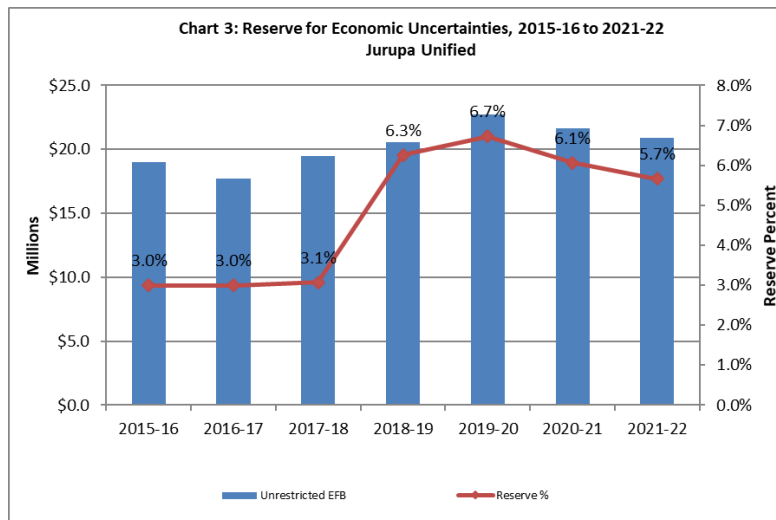
Local Control Funding Formula (LCFF) – The district has incorporated target funding as proposed in the Governor’s 2019-20 budget projections. Additionally, the district estimated COLAs of 3.26 percent, 3.00 percent, and 2.80 percent for the 2019-20, 2020-21, and 2021-22 fiscal years, respectively. Our office recommends a contingency plan should LCFF funding not materialize as projected in the Governor’s 2019-20 budget proposal.

Fund Balance – The district’s Adopted Budget indicates a positive ending balance for all funds in the 2019-20 fiscal year. However, for the General Fund, the district anticipates expenditures and uses will exceed revenues and sources by \$2.6 million in 2020-21 and \$0.9 million in 2021-22. Chart 2 shows the district’s deficit spending historical trends and projections.

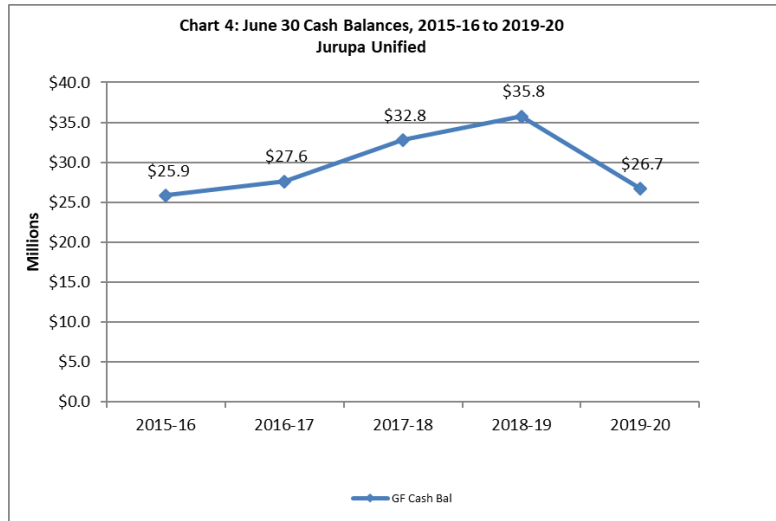


Employee Negotiations – As of the board date, June 24, 2019, the district reports salary and benefit negotiations continue with both the certificated and classified bargaining units for the 2019-20 fiscal year. Prior to entering into a written agreement, California Government Code (GC) Section 3547.5 requires a public school employer to publicly disclose the major provisions of a collective bargaining agreement, including but not limited to, the costs incurred in the current and subsequent fiscal years. The disclosure must include a written certification signed by the district superintendent and chief business official that the district can meet the costs incurred by the district during the term of the agreement. Therefore, please make available to the public and submit a disclosure to our office at least ten (10) working days prior to the date on which the governing board is to take action on a proposed agreement.

Reserve for Economic Uncertainties – The minimum state-required reserve for a district of Jurupa Unified’s size is 3.0 percent. Chart 3 displays a summary of the district’s actual and projected unrestricted General Fund balance and reserves. The district projects to meet the minimum reserve requirement in the current and two subsequent fiscal years.



Cash Management – Chart 4 provides a historical summary of the district’s June 30th General Fund cash balance. Based on the budget’s cash flow analysis, the district projects a positive General Fund cash balance of \$26.7 million as of June 30, 2020. This balance does not include any temporary borrowings, and the district’s internal cash resources appear sufficient to address cash flow needs in the current year. Our office recommends the district continue to closely monitor cash in all funds to ensure sufficient resources are available. In addition, our office strongly advises districts to consult with legal counsel and independent auditors prior to using *Cafeteria Special Revenue Fund (Fund 13)* and *Building Fund (Fund 21)* for temporary interfund borrowing purposes to remedy cash shortfalls.



AB 2756 – Current law, as enacted through *AB 2756* (Chapter 52, Statutes of 2004), requires the County Superintendent to review and consider any studies, reports, evaluations, or audits that may contain evidence a district is showing fiscal distress. Our office did not receive any such reports for the district.

Conclusion

Our office commends the district for its efforts thus far to preserve its fiscal solvency and maintain a quality education program for its students. If we can be of further assistance, please do not hesitate to contact our office.